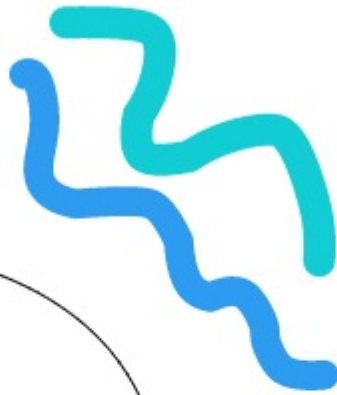


WATER ZINE

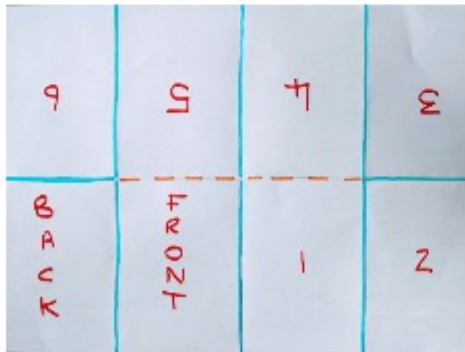
Part 1 of the video will show you how to fold and cut both of these zines




You will need:

- Paper
- Sissors
- Paint
- Drawing materials
- Things to 'print' with

8 Page Zine Template



18 Page Zine Template



Part 2 will show you how to design your zine by following these steps:

- Make a poster on one side. Use paint first and allow to dry before working into your design again with other drawing materials.
- Choose which zine you want to make and fold and cut your poster following the same steps from part 1.
- Design the inside of your booklet along the theme 'water'.

Prompt: Think about the patterns water makes, things you can do in water, things that are made of water, a time you went for a walk near a loch or the sea.

Artist to look at: David Hockney

